

SOLUS 2 PA

MAIN CHARACTERISTICS & FEATURES

230V / 50Hz tubular motor.

The SOLUS 2 PA is suitable for a wide range of roller blind application types. Available in torques from 6Nm to 40Nm, coupled with its flexible 47mm design, it is adapted for \varnothing 50mm tubes and above. Available in the traditional star head style to allow for fabric drift. Rapid set push button limits and the adaptability of 230V control make the SOLUS 2 PA a suitable all round performer.

Rapid set limits.

29 turn limit capacity.

Suitable for tubes: \varnothing 50 to \varnothing 65.

230V switch control via electronic or mechanical means*.

Requires the use of a crown and wheel for tube adaptation.

Horizontal mount only.

Intermittent Usage.



50mm

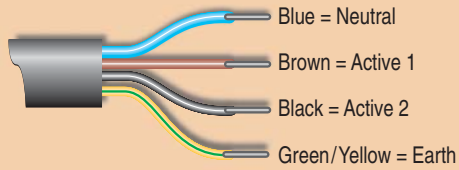
SOLUS 2 PA 6/12	Torque (Nm)	6	Speed (RPM)	12
SOLUS 2 PA 10/12	Torque (Nm)	10	Speed (RPM)	12
SOLUS 2 PA 20/12	Torque (Nm)	20	Speed (RPM)	12
SOLUS 2 PA 30/12	Torque (Nm)	30	Speed (RPM)	12
SOLUS 2 PA 40/12	Torque (Nm)	40	Speed (RPM)	12

* Parallel wiring of motors is prohibited without the use of an isolation controller, eg. 4AC Motor Controller, 4 Motor Group Controller, etc. Direct switching of a 230V motor must always be done via a mechanical interlock.



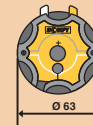
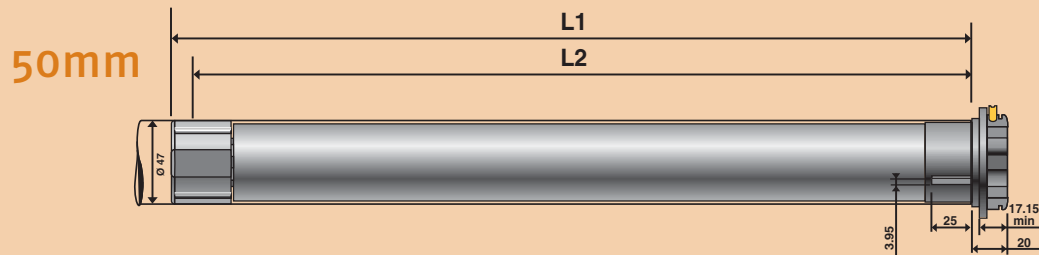
SOLUS 2 PA

TECHNICAL CHARACTERISTICS



NOTE

Information about the noise is according to Somfy measures and is for information only. Taken as the worst value in load, for the up direction during the first 10 seconds of travel.



	SOLUS 2 PA 6/12	SOLUS 2 PA 10/12	SOLUS 2 PA 20/12	SOLUS 2 PA 30/12	SOLUS 2 PA 40/12
L1 (mm)*	505	505	525	555	605
L2 riveting distance (mm)*	490	490	510	540	590
Torque (Nm)	6	10	20	30	40
Speed (rpm)	12	12	12	12	12
Turn Capacity	29	29	29	29	29
Rated Voltage (V)	230	230	230	230	230
Rated Power consumption (W)	90	90	140	160	240
Rated Current (A)	0.35	0.45	0.65	0.75	1.1
Running time before thermal cut off (min)	4	4	4	4	4
Thermal cut off temp (°C)	140	140	150	150	150
Average running noise (dba)	47	47	53	55	55
Minimum tube diameter	50 x 1.5	50 x 1.5	50 x 1.5	50 x 1.5	50 x 1.5
Motor weight (kg)	1.66	1.66	1.85	2.05	2.165
Cable length (M)	2.5	2.5	2.5	2.5	2.5
Number of cores in cable	4	4	4	4	4
Cross section of cable (mm²)	0.75	0.75	0.75	0.75	0.75
Index Protection	IP44	IP44	IP44	IP44	IP44

Normal functioning temperature: -10°C to +40°C

*For wheels on tubes Ø50 x 1.5 add 8mm to L1 (mm) and L2.